

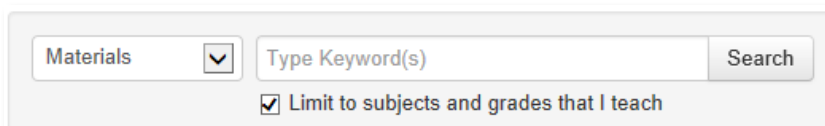
Schoolnet: Locating Instructional Materials

Audience Roles: Teacher, Leadership, Staff

Use the Instructional Materials search tool to find lesson plans, instructional units, resources, and standards.

Searching for Instructional Materials

Search for materials by subject, grade level, and keyword. When you conduct a search, the subjects and grade levels you teach are selected by default.



To search for instructional materials:

1. Roll your cursor over the **Classrooms** header and click **Instructional Materials**
2. To narrow your search, **Type Keyword(s)** into the search field
3. Click **Search**
To browse all materials related to the subjects and grade levels that you teach, click **Search** without entering keywords.
4. On the **Search Results** page, filter the results by selecting options from the following menus: **Material Types**, **Intended Audience**, **Subject**, **Grade**, **Publisher**, **Institution**, and **Advanced Search**
5. If your site includes external resources, the tabs will indicate the number of materials available in each source

District/Local (5,416)

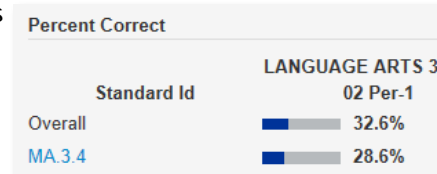
SAS/CurrPathway (0)

Discovery Ed. (3,487)

Locate Materials Based on Student Performance

Use results from classroom or benchmark tests to identify standards to target in your instruction. Then locate materials aligned to those standards.

1. Roll your cursor over the **Classrooms** header and click **Student Performance**
2. Select a section from the **Section Chooser**
3. On the **Benchmark** or **Classroom Test Dashboard**, expand an assessment to view assessment details by clicking anywhere in the row
4. Click a **Standard ID** to access the **Standard** page, which contains more details about the standard, such as the content of its sub-skills



5. On the **Standard** page, locate the material type you're looking for in the headers of the grid, then click a blue number in that row to see a list of materials that are aligned to the standard for that type of material
6. To save one of the materials to your personal bank, click **Save** next to the material

Instructional Units	Lesson Plans	Assessments	Resources
LA.8.10: Comprehension of Informational Text/Expository Text: Students analyze, make inferences and draw conclusions about expository text and provide evidence from text to support their understanding.			
LA.8.10.A: summarize the main ideas, supporting details, and relationships among ideas in text succinctly in ways that maintain meaning and logical order;	3	18	0 0
LA.8.10.B: distinguish factual claims from commonplace assertions and opinions and evaluate inferences from their logic in text;	3	14	0 0
LA.8.10.C: make subtle inferences and draw complex conclusions about the ideas in text and their organizational patterns; and	3	17	0 0
LA.8.10.D: synthesize and make logical connections between ideas within a text and across two or three texts representing similar or different genres and support those findings with textual evidence.	2	6	0 0

Schoolnet: Locating Instructional Materials

Understanding Material Types

When you're searching for materials, a colored circle with an abbreviation indicates each material type. This table describes the material types that may be available.



	Type	Description
C	Curricular Unit*	On sites with the full curriculum module, a curricular unit is a collection of any combination of instructional units, lessons, resources, and assessments.
IU	Instructional Unit+	An instructional unit in Classrooms is a collection of any combination of lessons, resources, and assessments.
LP	Lesson Plan+	A lesson plan is a unit of instruction.
A	Assessment	In Classrooms, an "assessment" is a specific resource type for tests, rubrics for measurement, examples, or other related materials. Assessment materials in the Classrooms module are not integrated with those created in the Assessment Admin module.
R	Resource	In Classrooms, resources are supporting materials for instruction, such as handouts and links to videos.
E	External Resource*+	An external resource is a lesson or resource that is searchable, but is housed outside Schoolnet. These materials cannot be edited or copied.

* Not available on some sites

+ Can be scheduled on the lesson planner

Searching for Materials by Standard

Locate standards using keywords and then find materials aligned to those standards.

1. Roll your cursor over **Classrooms** and select **Instructional Materials**
2. From the type menu, select **Standards**

3. Type keywords into the search field, such as the name of the standard, or leave the search field blank to see all the standards for the subjects and grade levels that you teach
4. Click **Search**
5. Click a number in the grid on the far right under the material type you're searching for to view a list of materials aligned to the standard

	C	IU	LP	A	R	E
LA.8.1: Acquisition of Vocabulary Subject: English Language Arts Grade: Gr 8 Schedule Standards Coverage	1	3	3	6	6	0
LA.8.2: Reading Process: Concepts of Print, Comprehension Strategies and Self-Monitoring Strategies Subject: English Language Arts Grade: Gr 8 Schedule Standards Coverage	0	0	2	0	0	0

Schoolnet: Locating Instructional Materials

Finding Your Saved Materials

Instructional materials—such as lesson plans and units that you either saved from the public bank, copied, or created yourself—are stored in your personal My Materials bank.

Once the materials are in the My Materials bank, you can modify them as needed. Only you see the materials in this bank until you submit them for approval for use at your school or schedule them on your lesson planner. Items in the My Materials bank carry over from one school year to the next.

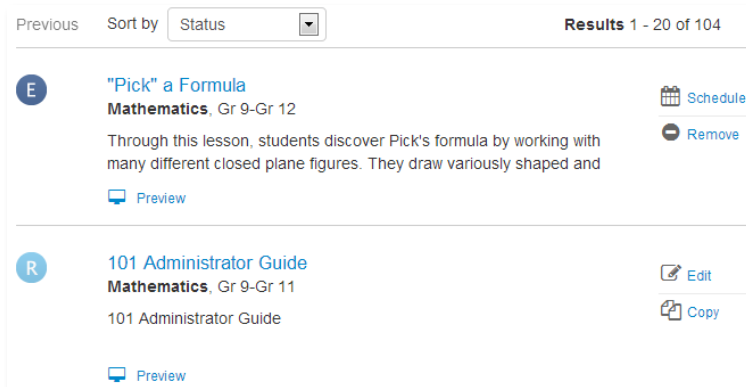
To navigate to the My Materials page:

1. Roll your cursor over **Classrooms** and select **Instructional Materials**



2. Click **Go to My Materials** 

3. If you want to narrow the list of materials, filter them using the options on the left side of the page
4. The **My Materials** page lists the materials that you have saved from the materials bank or created yourself

Available actions, such as scheduling, vary by material type.



Previous Sort by Status Results 1 - 20 of 104

	"Pick" a Formula Mathematics, Gr 9-Gr 12 Through this lesson, students discover Pick's formula by working with many different closed plane figures. They draw variously shaped and Preview	Schedule Remove
	101 Administrator Guide Mathematics, Gr 9-Gr 11 101 Administrator Guide Preview	Edit Copy