




Schoolnet: Student Portal Information Quick Reference Card

Schoolnet: Student Portal


Students access the student portal within Schoolnet to take assessments created within Assessment Admin and to access partner applications, and state resources.

Teachers can access student logins within Assessment Admin.

Assessment Admin: Teachers Accessing Student Login Information


1. Sign in to Schoolnet via the ISEE portal at <http://www.sde.idaho.gov/site/isee/>
2. From the My Schoolnet home page  select a Section in the **Show Me Section**

3. From the My Classroom webpart select **Upcoming Tests** tab find **Please click HERE to Access Student Usernames and Passwords** test name and select the Proctor Dashboard

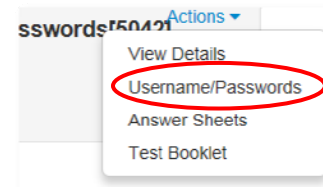
icon to the left of the test name 

Recent Assessments

[District and Local Tests](#) [Classroom Tests](#) [Standardized Tests](#) **[Upcoming Tests](#)**

TEST NAME	ONLINE PASSCODE	TEST STAGE
 01/01/13, Please click HERE to Access Student Usernames and Passwords	SAMPLE	Completed

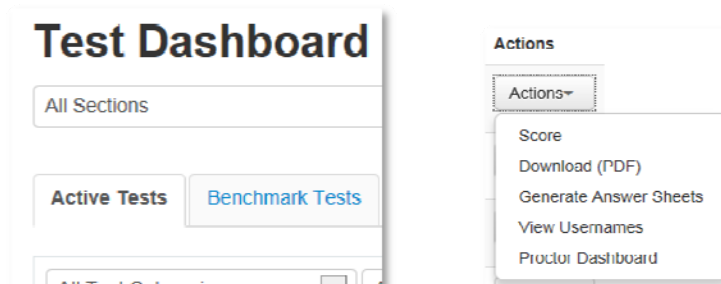
4. From the Proctor dashboard select **Username/Passwords** link under the **Actions** menu to view a list of student usernames and passwords or to re-set student passwords.



5. At the bottom left of the list of login information, teachers can click **Print User Names**



Note: If teachers access the **Test Dashboard** from Assess Admin they can select any test to view and print usernames from the **Active Tests** tab by clicking on view usernames icon under **Actions**

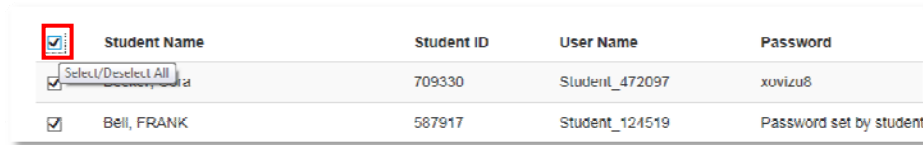


Schoolnet: Student Portal Information Quick Reference Card

Resetting a Student's Password

From time to time a teacher may need to reset a student's password. Access the student login information as noted in previous section.

Note that the system may default to having all student names selected already. You can deselect all students by unchecking the box next to Student Name at the top of the list of students.



<input checked="" type="checkbox"/>	Student Name	Student ID	User Name	Password
<input checked="" type="checkbox"/>	Select/Deselect All	709330	Student_472097	xovizu8
<input checked="" type="checkbox"/>	Bell, FRANK	587917	Student_124519	Password set by student

1. Select the student whose password you wish to reset
2. At the bottom right of the screen click **Reset selected student's password**

[Reset selected student's password](#)

A new password will be generated for the student.

3. To print the new password for the student, click **Print User Names**

Print User Names

Assessment Admin: Student Login Information

Students will use the following URL to sign in with their user names and passwords:

<https://schoolnet.sde.idaho.gov/student>

Note: In Idaho, the first time students access the portal usernames and passwords will be as noted below. Students will then reset passwords. Students will need to remember the new password.

Username: Student's EDUID

Password: first two characters of first name, two digit day of birth, first two characters of last name.

Login example: Sarah Jones, EDUID of 123456789, born 5-13-99.

Username: 123456789 Password: sa13jo