



Schoolnet: Viewing Observation Results Quick Reference Card

Schoolnet: Viewing Observation Results

Audience: School and District Leadership

Access observation results through the Schoolnet Educator Development Suite module. View observation comments and standards scores (if applicable), identify trends, and access professional development resources.

Observation Summary Report

The Observation Summary report summarizes the observation scores for all teachers in a school, all schools in a district, or all districts in a state (if applicable). This report shows only the standards that have been selected for observation and is available to school, district, and state administrators. By default, it displays the highest level institution you have permission to view.

To view the Observation Summary report:

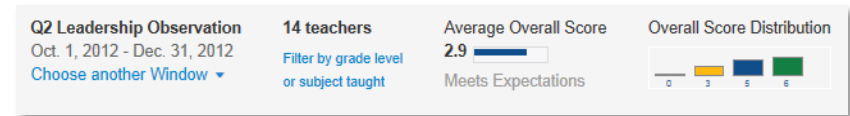
1. Roll your cursor over Educator Development and click **Observation Summary**
2. Depending on your level of access, choose to gather data at the district, school, or teacher level

Teacher	Overall Observation Score
FERNANDEZ, JAZLYNN	3.8
BABIAK, SHVERONIC	3.7
BALDWIN, CHRISTINA	3.6

KNIGHT SCHOOL
13 teachers
Middle School

3. Select an observation window

The average overall score may be available, depending on the framework.



4. Click the Overall Score Distribution bar graph to view the names of the teachers (or schools, depending on the report view) distributed according to their overall scores

Score Group Snapshot

Average Overall Score per Teacher

■ Does Not Meet Expectations	0 Teachers (0%)	Score of 1.0
■ Approaching Expectations	3 Teachers (21%)	Scores between 1.1 and 2.0
	ALEMAN, DAWN	1.6
	BELFORD, PAULA	1.7
	ALEMAN, RANDY	2.0
■ Meets Expectations	5 Teachers (36%)	Scores between 2.1 and 3.0
	BAXI, WILBUR	2.4
	CARR, KAYLA	2.5
	ASHE, CHERYL	2.7
	BARRERA, DEBRA	3.0
	AGUILAR, NIKKI	3.1
■ Exceeds Expectations	6 Teachers (43%)	Scores between 3.1 and 4.0

Schoolnet: Viewing Observation Results

- Close the window to return to the report

Depending on the framework, grouped standards may be available for you to toggle between.

If a school goal is chosen, the report will indicate that goal.

Domain: [Instruction](#) | Learning Environment

Teacher	Overall Observation Score	School Goal Positive Classroom Culture And Climate
		View Objectives
FERNANDEZ, JAZLYNN	3.8	4.0
BABIAK, SHVERONIC	3.7	3.7
BALDWIN, CHRISTINA	3.6	4.0

- Click **Standards** to view the score distribution at the standard (domain) level

Observation Summary Report for KNIGHT SCHOOL

[Teachers](#) [Standards](#)

Domain / Indicator / Objective	Avg score (1-4) & rating	Distribution of Scores
Instruction		
Standards-Based Goals	2.9 Meets Expectations	
I.1: Clearly communicates the learning objective(s) for the lesson, connecting to larger rationale(s) Video exemplar	2.9 Meets Expectations	
I.2: Provides descriptive feedback to students on achievement	2.8	

View an Observation Report for a Teacher

View an observation report for a teacher for one, all, or a year-to-date range of observations. Teachers can also see this report for themselves.

To view a teacher-level report:

- View a teacher-level report by clicking a teacher name in the summary report
- Choose the observation window

Date of Observation	Observer
Jul. 8, 2013 - Q2 Peer Observa... Choose another observation	M. CASSIDY - Leadership Walkthrough

- Click **Search for PD** under a skill to locate any available professional development activities and resources linked to that skill, which you can then recommended to teachers

You may also see a link to a video exemplar that demonstrates best practices.

I.1: Clearly communicates the learning objective(s) for the lesson, connecting to larger rationale(s) Video exemplar Search for PD	4.0 Nice job. Exceeds Expectations
--	--

- Click the following links on the report to view more information:
 - Click **Show Comments** to see comments the teacher added in response to the observation
 - Click **Show Attachments** to view the document name and download it
 - Click **View Scoring Rubric** to view the criteria the observer used

Schoolnet: Viewing Observation Results

- Click **Additional Details** to view the name of the observed class, if the observer has provided it

[Show Comments \(1\)](#)

[View Scoring Rubric \(PDF\)](#)

View Year-to-Date Summary

If multiple observations are available, view results over time by clicking **Year-to-Date Summary** from the observation report.

[Single Observation](#)

[Year-to-Date Summary](#)











Observation results appear in chronological order from left to right.

Observation Report for CHERYL ASHE

[Single Observation](#)

[Year-to-Date Summary](#)

[View Scoring Rubric \(PDF\)](#)

	Nov 5, 2012 J. Mitchell Assistant Principal Full	Nov 15, 2012 J. Mitchell Assistant Principal Full	Most Recent Dec 3, 2012 J. Mitchell Assistant Principal Full
Framework Area			
Overall Score 	21.0 	32.0 	38.0 
DOMAIN: Instruction	12.0 	20.0 	22.0 
Standards-Based Goals	3.0 	5.0 	6.0 
I.1: Clearly communicates the learning objective(s) for the lesson, connecting to larger rationale(s)	2.0	2.0	3.0
Video exemplar 