

Student Information System

Role-Based Certification

PRINCIPALS • SCHOOL COUNSELORS

Are you ready to make PowerSchool SIS work for you?

The PowerSchool SIS Role-Based Certification program has been developed specifically for Principals and School Counselors to be more successful at their job roles. "Day-in-the-life" scenarios and story-driven training helps participants learn how to optimize their use of PowerSchool SIS. Build professional credibility while enhancing skills, ultimately enabling more efficient time management and enhancing business practices. Take advantage of this new PowerSchool offering today!

CERTIFICATION BENEFITS

- Affordable professional development that is personalized to your job role
- Enhance your skills and build professional credibility
- Understand new PowerSchool SIS features and functionality
- Maximize the daily value PowerSchool SIS brings to the school/district staff
- Access data and information without relying on others
- Collaborate with network of certified colleagues outside your school/district
- Get time back in your day

PARTICIPANTS WILL RECEIVE



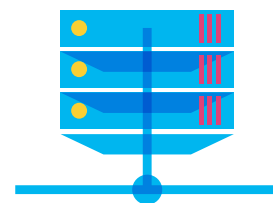
CERTIFICATION BADGE

Receive a badge to put on your email signature or social media profiles



EXCLUSIVE USER FORUM


Gain access to an exclusive forum of Certified PowerSchool SIS Users



LATEST SIS SANDBOX

Get access to a lab server with the latest PowerSchool SIS release

Going beyond basic product training, the PowerSchool SIS Role-Based Certification program utilizes hands-on activities based on day-in-the-life, week-in-the-life, and month-in-the-life scenarios to help end users master their role using PowerSchool SIS. The program consists of three half-day remote sessions, followed by an online certification exam. Below is a brief overview of the topics covered during each session:



SESSION 1: FINDING INFORMATION

Learn how to use PowerSchool SIS features to quickly access information about your students, parents, and staff. Also learn how to access teacher gradebooks, use system reports to analyze teacher effectiveness, and utilize system features to communicate with your staff, students, and families.

SESSION 2: KNOWING YOUR POPULATION

Use the Master Schedule and Enrollment Summary features to evaluate your school population. Then learn how to use PowerSchool SIS dashboards and reports to assess student attendance trends, incident management activity, health records, and at-risk students.

SESSION 3: REPORTING TOOLS

Learn how to use system reports to gather invaluable information about your school population. From determining which students have made honor roll to examining class and teacher loads using scheduling reports, PowerSchool SIS system reports provide the information you need. The session ends with an exploration of reports available in PowerSchool's Enterprise Reporting tool.



SESSION 1: FINDING INFORMATION


Learn how to use search functionality in PowerSchool SIS to quickly access information about students and parents. Understanding how grades are stored in PowerSchool SIS and how students are enrollment student pages. Use grade reports to analyze student academic progress.

SESSION 2: WORKING WITH STUDENTS

Learn quick tips to conduct advanced searches for students and to track information such as alerts and academic accomplishments. Also learn how to schedule a new student, modify a student's schedule, mass enroll students in classes, and enroll students in special programs and summer school.

SESSION 3: UTILIZING REPORTS

Learn how to use system reports to identify scheduling requirements, with a focus on student and staff allocation reports. Review reports that identify which students are at risk and which students are excelling. The session ends with an exploration of reports available in PowerSchool's Enterprise Reporting tool.



For more information about PowerSchool SIS Role-Based Certifications, contact your Account Manager or email us at training@powerschool.com.